

## Student satisfaction Survey 2022

**Dated: 27. 03. 2023**

**Prepared by: Dr. Bushra Punjabi**

A student satisfaction survey was conducted in March 2023. A total number of 257 responses were recorded from the registered students of the college. The respondents were all females within the age group of 19 to 23 years belonging to different streams provided by the college. The survey was conducted to assess the quality of educational services provided by the institution which included the quality of teaching, assessment and evaluation, extra-curricular activities, infrastructure, and overall institutional efforts for promoting the quality of teaching learning processes. The survey also provided a feedback process in the form of suggestions and observations sought from the students to improve the overall teaching-learning experiences in the college. Therefore, for compiling a detailed report of the survey, following analysis is prepared:

For the component of accessing the quality of education, it was observed from the student responses that 67.3% of the students were satisfied with the preparations of teachers for their classes, 53.7% of the students reported that the communication skills of teachers were always effective in disseminating the content of their lectures, 40.5% of the students responded that the teaching approach of their teachers was excellent, 62.6% of the students responded that their teachers always illustrate the concepts through examples and applications to them. 40.5% students responded that their teachers always use ICT tools like LCD projector, multimedia etc while teaching.


In the component of accessing the quality of evaluation it was reported that 51.8% of the students responded that the internal evaluation process was done fairly, 53.3 % of the students responded that their performances in their assignments were discussed with them in order to improve the overall evaluation process.

For accessing the component of institutional efforts to promote the quality of teaching and learning, it was recorded that 53.7 % of the students positively responded that their institution takes active interest in promoting opportunities for internships, required field visits and students exchange programmes, 55.3% of the students responded that the institution facilitates the teaching and mentoring process in such a way that leads to the cognitive, emotional and social development of the students, 46.7% of the students responded positively that the institutions provides multiple opportunities to learn and grow, 54.9% of the students

responded that their teachers always inform them about their expected competencies, course and programme outcomes. 38.9% of the students responded that their institution/teachers use student centric methods to a large extent whereas, 47.9% of the students positively responded that their institution/teachers make efforts to inculcate soft skills, life skills and employability skills in them.

At the end of the survey, the respondents made following major suggestions to be incorporated to improve the overall teaching-learning process within the institution:

- Use of modern, updated techniques and tools, better graphics, visual media and digital learning to make teaching more interesting and interactive.
- To make teaching-learning a participative process by focusing on two-way interaction process.
- To improve the infrastructure of the gym and provide basic facilities like handwash and sanitary napkins.
- To conduct class tests regularly and to reach out to each and every students in order to clear doubts.
- To help improve the communication and writing skills among the students.

A handwritten signature in blue ink is written over a blue circular stamp. The stamp contains some text, but it is mostly illegible due to the signature and the quality of the scan. The signature appears to be 'S. S. S.' or similar.



## Teacher Feedback for 2022

Report prepared by- Dr.Saimah Bashir

Date: 25-March-2023

A teacher feedback survey was conducted during March 2023. The faculty belonging to different streams offered by the college participated in the survey. The survey was conducted on various aspects as: to assess the course content in terms of the prescribed syllabi of all the subjects, aims and objectives fulfilled by the syllabi, availability of the required material sources like relevant books, well equipped labs offered by the college and availability of the sufficient number of optional papers as a choice based system for the students. The survey further assessed the outcomes of the course content in terms of enhancing the knowledge and perspectives of the teachers in their respective fields of study to meet desired outcomes.

The results of the survey have shown that 61.5% of the respondents have recorded that the syllabi is suitable to courses offered by the college, 46.2% of the respondents have recorded that syllabi is well defined and clear in terms of its aims and objectives, 38.5% of the respondents have recorded that the course content is well represented by relevant reference books and material, 46.2% of the respondents recorded that the balance between theory and lab is very good, 46.2% of the respondents recorded that the course syllabus enhanced the level of their knowledge and perspectives related to different aspects of their subject areas, 38.5% of the respondents recorded that the programmes of studies offered by college carries sufficient number of optional papers and 53.8% of the respondents recorded that the prescribed books are relevant, updated and appropriate to the programmes offered by the college.



Srinagar Women's College  
Zakura



## **Students Satisfaction Survey Report, Batch 2017 and 19 (Alumni)**

**Report prepared by: Dr Saimah Bashir (Political Science)**

**Date: 10/03/23**


A student satisfaction survey (Alumni) for the batches 2017 and 19 was conducted by the college on 11/1/2023. The total number of respondents who participated in the survey was 110. All the respondents were females within the age group of 19 to 25 years. All the respondents were from Arts stream. The survey was conducted on various themes as follows: the criteria of teaching and learning processes, evaluation and assessment, institutional promotion for learning and growth outcomes and last but not the least the institutional efforts for improving the quality of teaching and learning. In order to compile a detailed report of the survey, following analysis is prepared.

For accessing the component of teaching and learning it was recorded in the survey that 31.8% of the students responded that 85-100% of the syllabus was covered in the classes, 71.8% of the students responded that their teachers prepared for the classes satisfactorily, 63.6% of the students responded that their teachers were always effective in communicating their lectures to the students, 54.5% of the students responded that the teaching approach of the teachers was excellent, 60.9% of the students responded that their teachers illustrated the concepts always through examples and applications, 55.5% of the students responded that their teachers would always inform them about their expected competencies, course and programme outcomes, 46.4% of the students strongly agreed that their teachers encouraged them to participate in extracurricular activities organized by the college from time to time, and 19.1 % of the students responded that above 90% of the teachers always use ICT tools like LCD projectors, Multimedia etc in the class.

For accessing the evaluation and assessment processes, it was recorded that 68.2% of the students responded that their internal evaluation process by the teachers was always fair, 44.5% of the students recorded that their performance in their assignments was discussed with them by their teachers, 59.1% of the students responded that their teachers identified their strengths and encouraged them to take related challenges, 60% of the students responded that their teachers would also identify their weaknesses and help them in every possible way to overcome the same. For enhancing the learning experiences among students 40% of the respondents recorded that their teachers/ institution uses student centric methods to a great extent.

It was observed from the survey that while accessing the institutional efforts for improving the quality of teaching and learning processes, 47.3% of the respondents recorded that their institution regularly takes active interest in promoting internships, student exchange programmes, and field visit opportunities for students, 60% of them responded that their institution significantly facilitates their cognitive, social and emotional growth through teaching and mentoring process, 51.8% of the students responded that their institution provides them multiple opportunities to learn and grow, 53.6% of the students agreed that their institution makes efforts to engage students in monitoring, review and

continuous quality improvement of teaching learning process and finally, 47.3% of the respondents agreed that the overall quality of teaching-learning process in their institution is very good.

  
Srinivasulu Reddy  
Zakura